

# CHELAN COUNTY

## MONTHLY FINANCIAL REPORT

# JUNE 2013



## HIGHLIGHTS:

General Fund summary, projected and actual:

	Projected Year-to-Date	Actual Year-to-Date
Revenue	17,803,475	18,475,705
Expenditures	15,822,813	15,624,687
Net Income (Deficit)	1,980,662	2,851,018
Beginning Fund Balance	4,000,000	4,386,965
Current Fund Balance	5,980,662	7,237,983
<b>Ending Cash Balance</b>		<b>8,676,105</b>

*The above projected numbers do not include emergency appropriations or unbudgeted revenue. Expenditures, revenues, and fund balances in this report are compiled on the modified accrual basis.*



Prepared by:  
**Brad Posenjak, CPA**  
 Chief Deputy Auditor  
 (509) 667-6655  
[brad.posenjak@co.chelan.wa.us](mailto:brad.posenjak@co.chelan.wa.us)

Previous monthly financial reports are available at [http://www.co.chelan.wa.us/ad/accounting/county\\_budget.htm](http://www.co.chelan.wa.us/ad/accounting/county_budget.htm)

# GENERAL FUND - BY CATEGORY

Through June 30, 2013

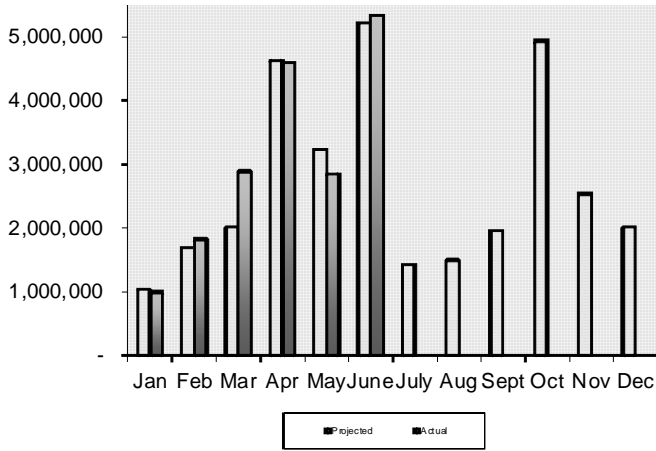
REVENUE	Month-To-Date			Year-To-Date		
	Projected	Actual	Variance	Projected	Actual	Variance
Property Tax	83,650	66,685	(16,965)	5,998,854	6,071,767	72,913
Sales Tax	368,505	399,198	30,693	2,337,486	2,382,344	44,858
Prop. Tax Penalty & Interest	79,604	53,281	(26,323)	542,455	580,829	38,374
Building and Planning Fees	98,092	107,590	9,498	491,763	582,976	91,213
PILT	2,313,500	2,342,695	29,195	2,313,500	2,342,695	29,195
PUD Priviledge Tax	1,100,000	1,320,802	220,802	1,100,000	1,320,802	220,802
Liquor X & P	24,348	30,386	6,039	66,725	60,772	(5,953)
Wenatchee Court	24,760	20,689	(4,071)	101,305	86,211	(15,094)
Law Enforcement Contracts	71,604	0	(71,604)	1,156,720	1,158,012	1,291
Recording Fees	12,505	13,675	1,170	69,746	85,154	15,407
Motor Vehicle Licensing	44,558	37,152	(7,406)	203,889	199,456	(4,433)
Probation Services	18,508	14,338	(4,170)	118,710	127,768	9,058
Interfund Payments	521,711	360,121	(161,590)	1,043,422	934,088	(109,334)
Court Fines	84,213	84,082	(132)	360,275	298,840	(61,434)
Treasury Interest	28,320	24,991	(3,329)	76,449	60,285	(16,164)
Grants\Entitlements	145,660	202,389	56,729	977,629	1,093,161	115,532
Other *	184,359	258,318	73,959	844,547	1,090,546	245,999
<b>TOTAL</b>	<b>5,203,896</b>	<b>5,336,391</b>	<b>132,496</b>	<b>17,803,475</b>	<b>18,475,705</b>	<b>672,230</b>

EXPENDITURES	Month-To-Date			Year-To-Date		
	Projected	Actual	Variance	Projected	Actual	Variance
10 - Salaries & Wages	1,253,686	1,239,111	(14,575)	7,441,141	7,377,230	(63,911)
20 - Personnel Benefits	516,096	488,130	(27,966)	3,027,186	2,914,110	(113,075)
30 - Supplies	50,535	53,248	2,713	262,879	374,376	111,497
40 - Other Services/Charges	421,961	399,023	(22,939)	2,462,259	2,340,555	(121,704)
50 - Intergovernmental Svcs	29,929	25,717	(4,212)	185,965	164,005	(21,960)
90 - Interfund Payments	643,559	448,463	(195,095)	2,443,384	2,454,411	11,027
<b>TOTAL</b>	<b>2,915,766</b>	<b>2,653,691</b>	<b>(262,075)</b>	<b>15,822,813</b>	<b>15,624,687</b>	<b>(198,126)</b>

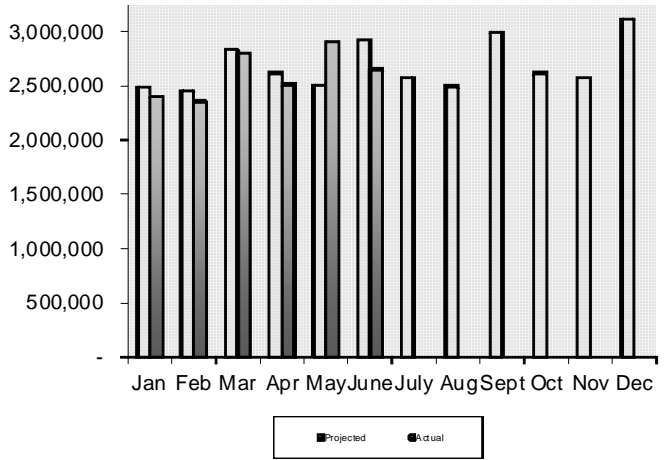
Projected columns are calculated by comparing actuals from the past five years on a monthly basis.  
The monthly averages are then applied to the 2013 budget.

\* Other revenues include various small fees, grants, and state funds.

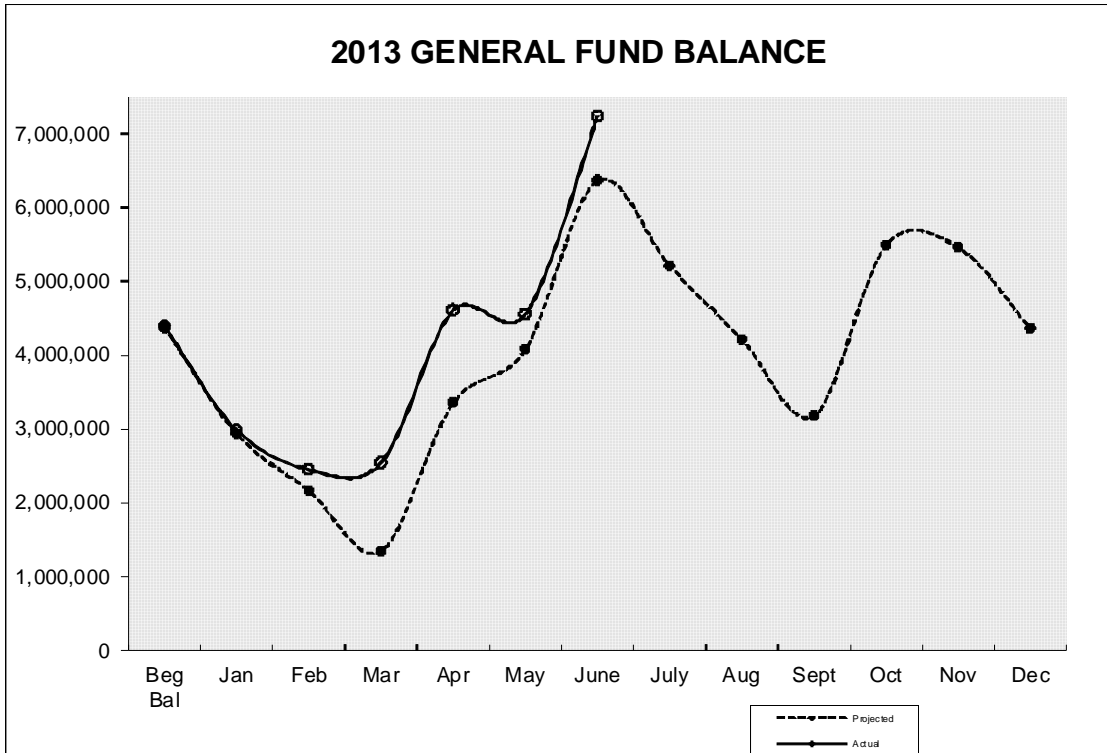
**MONTHLY GENERAL FUND REVENUES**



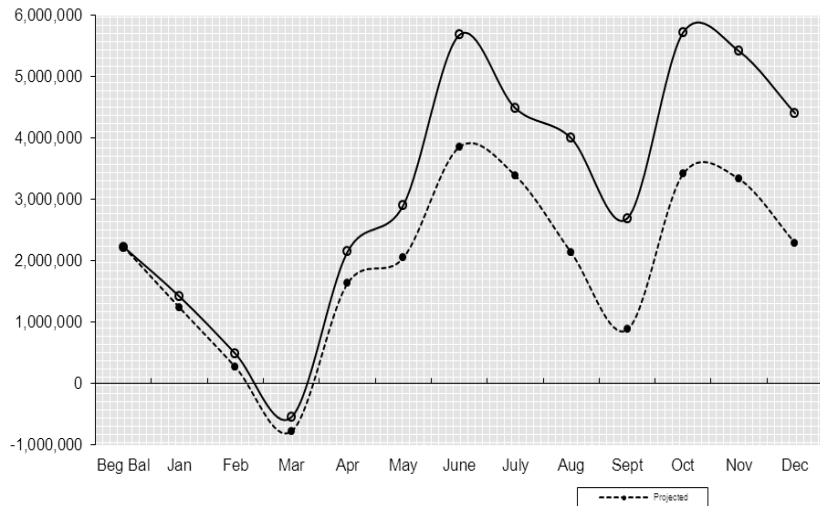
**MONTHLY GENERAL FUND EXPENDITURES**



**2013 GENERAL FUND BALANCE**



**2012 GENERAL FUND BALANCE**



# REVENUE

Through June 30, 2013

## GENERAL FUND

<b>Dept # / Department</b>	<b>2013 Budget</b>	<b>2013 Actual</b>	<b>Balance</b>	<b>Percent Received</b>
010 Assessor	34,060	16,020	18,040	47.0%
015 Auditor	911,208	458,852	452,356	50.4%
020 Community Development	1,100,707	604,844	495,863	55.0%
040 Clerk	792,920	414,770	378,150	52.3%
045 Commissioners	9,577,480	6,536,216	3,041,264	68.2%
050 Coroner	15,000	11,190	3,810	74.6%
052 Information Technology	107,723	58,047	49,676	53.9%
055 Facilities Maintenance	622,435	307,389	315,046	49.4%
065 District Court	1,219,470	500,005	719,465	41.0%
066 District Court Probation	294,148	141,023	153,125	47.9%
075 Extension Services	58,500	27,361	31,139	46.8%
085 Juvenile Services	646,446	306,138	340,308	47.4%
105 Non-Departmental	539,131	393,335	145,796	73.0%
139 Child Support Enforcement	397,617	163,113	234,504	41.0%
140 Prosecuting Attorney	530,146	220,126	310,020	41.5%
145 Sheriff *	3,101,983	1,463,564	1,638,419	47.2%
155 Superior Court System	82,295	19,291	63,004	23.4%
165 Treasurer	1,291,219	762,655	528,564	59.1%
170 Property Taxes	10,921,212	6,071,767	4,849,445	55.6%
<b>TOTALS</b>	<b>32,243,700</b>	<b>18,475,705</b>	<b>13,767,995</b>	<b>57.3%</b>

## SPECIFIC FUNDS

<b>Fund</b>	<b>2013 Budget</b>	<b>2013 Actual</b>	<b>Balance</b>	<b>Percent Received</b>
014 Traffic Safety	0	104,595	(104,595)	100.0%
110 County Roads	13,096,826	5,970,441	7,126,385	45.6%
119 Ohme Gardens	206,240	87,348	118,892	42.4%
125 Horticulture	121,758	40,432	81,326	33.2%
128 Noxious Weed	328,014	138,964	189,050	42.4%
180 Natural Resources	4,419,608	708,885	3,710,723	16.0%
405 Wenatchee River Park	192,250	86,776	105,474	45.1%
410 Expo Center	160,162	61,701	98,461	38.5%
411 Fair	173,500	57,971	115,530	33.4%
450 Regional Justice Center	8,106,808	3,567,645	4,539,163	44.0%
510 ER&R	3,052,641	457,105	2,595,536	15.0%
530 Motor Pool	969,474	418,844	550,630	43.2%

\* Includes additional revenue budget than what was originally budgeted

# EXPENDITURES

Through June 30, 2013

## GENERAL FUND

Dept # / Department	2013 Budget	Budget Adjs	2013 Actual	Balance	Percent Expended
010 Assessor	1,144,961	0	551,121	593,840	48.1%
015 Auditor	1,107,622	0	514,815	592,807	46.5%
016 Board of Equalization	7,225	0	1,125	6,100	15.6%
020 Community Development	1,527,624	0	635,900	891,724	41.6%
030 Civil Service Comm	11,097	0	1,152	9,945	10.4%
040 Clerk	1,060,433	0	525,082	535,351	49.5%
045 Commissioners	667,197	0	324,591	342,606	48.6%
050 Coroner	219,817	0	96,100	123,717	43.7%
052 Information Technology	678,175	0	330,472	347,703	48.7%
055 Facilities Maintenance	1,495,879	0	619,605	876,274	41.4%
065 District Court	1,211,385	0	569,355	642,030	47.0%
066 District Court Probation	413,086	0	199,385	213,701	48.3%
075 Extension Services	290,119	0	133,863	156,256	46.1%
085 Juvenile Services	2,654,060	0	1,248,805	1,405,255	47.1%
105 Non-Departmental	7,309,282	0	3,767,090	3,542,192	51.5%
139 Child Support Enforcement	375,356	0	149,450	225,906	39.8%
140 Prosecuting Attorney	1,788,431	0	859,128	929,303	48.0%
145 Sheriff	8,676,448	71,772	4,339,528	4,408,692	49.6%
155 Superior Court System	937,050	0	474,056	462,994	50.6%
165 Treasurer	591,267	0	284,066	307,201	48.0%
170 Property Tax Transfer	30,000	0	0	30,000	0.0%
<b>TOTALS</b>	<b>32,196,514</b>	<b>71,772</b>	<b>15,624,687</b>	<b>16,643,599</b>	<b>48.4%</b>

## SPECIFIC FUNDS

Fund	2013 Budget	Budget Adjs	2013 Actual	Balance	Percent Expended
014 Traffic Safety	0	0	66,096	(66,096)	100.0%
110 County Roads	13,315,239	0	4,309,522	9,005,717	32.4%
119 Ohme Gardens	230,936	0	101,306	129,630	43.9%
125 Horticulture	129,648	0	65,110	64,538	50.2%
128 Noxious Weed	332,614	0	146,164	186,450	43.9%
180 Natural Resources	4,570,772	0	1,050,666	3,520,106	23.0%
405 Wenatchee River Park	220,258	0	97,145	123,113	44.1%
410 Expo Center	136,124	0	60,871	75,253	44.7%
411 Fair	176,339	0	43,399	132,940	24.6%
450 Regional Justice Center	8,272,191	0	3,882,276	4,389,915	46.9%
510 ER&R	2,705,938	0	1,277,071	1,428,867	47.2%
530 Motor Pool	948,485	0	603,786	344,699	63.7%

# CASH & INVESTMENTS

<u>Fund</u>	<u>April 30, 2013 Cash &amp; Investments</u>	<u>May 31, 2013 Cash &amp; Investments</u>	<u>June 30, 2013 Cash &amp; Investments</u>
010 General	5,813,645	6,293,018	8,676,105
014 Traffic Safety	37,015	37,015	38,499
110 County Roads	6,748,463	7,616,182	6,395,099
119 Ohme Gardens	55,762	63,319	90,216
125 Horticulture Pest & Disease	67,201	65,711	50,359
128 Noxious Weed	51,087	62,950	24,994
140 Cashmere-Dryden Airport	43,466	38,879	37,851
180 Natural Resources	(9,812)	41,561	122,597
190 Criminal Justice Tax	1,353,060	1,202,981	1,074,849
301 REET 1	1,332,076	1,367,338	1,414,724
405 Wenatchee River Park	53,563	61,002	58,690
410 Expo Center	36,886	47,955	42,161
411 Fair	93,987	90,727	87,925
450 Regional Justice Center	511,698	174,517	(87,389)
510 ER&R	1,244,375	832,345	832,091
526 Health Insurance	1,160,219	1,187,294	1,416,005
530 Motor Pool	(2,150)	134,470	82,073
535 Unemployment Comp	180,620	178,214	190,854
540 Tort Claims & Insurance	169,577	117,646	355,434

## Accounts Receivable Outstanding Older than 30 days

<b>Clerk</b>			<b>Natural Resources</b>		
010040-00648	5/20/2013 CD Developmental Disabilities	380.50	180001-00708	12/31/2011 WA St Dept of Ecology	9,191.01
			180001-00799	12/31/2012 Emergency Management WA	37,108.92
			180001-00826	3/31/2013 WA St Dept of Ecology	107,661.97
<b>Sheriff</b>			<b>Regional Justice Center</b>		
010145-01083	2/13/2013 City of Chelan	1,500.00	185001-00051	5/30/2013 City of Wenatchee	6,835.02
010145-01090	3/22/2013 Grant County DEM	11,841.42	450001-01865	05/24/2011 DHS/ICE	147.00
010145-01092	3/27/2013 WASPC	22,486.50	450001-01876	06/06/2011 DHS/ICE	367.50
010145-01105	5/9/2013 Rivercom	672.81	450001-01909	07/05/2011 DHS/ICE	955.50
010145-01107	5/22/2013 WA St Dept of Commerce	3,294.92	450001-01941	08/02/2011 DHS/ICE	294.00
010145-01109	5/22/2013 Manson School District	557.40	450001-01973	09/05/2011 DHS/ICE	441.00
010145-01110	5/24/2013 US Dept of Justice	7,444.76	450001-02014	10/04/2011 DHS/ICE	220.50
<b>Treasurer</b>			450001-02052	11/02/2011 DHS/ICE	1,617.00
010165-00021	5/31/2013 Cascade Medical Ctr, BOA	692,868.29	450001-02083	12/05/2011 DHS/ICE	588.00
<b>Public Works</b>			450001-02114	12/31/2011 DHS/ICE	661.50
110001-00580	5/30/2013 WA St Dept of Transportation	9,543.25	450001-02142	02/02/2012 DHS/ICE	882.00
401001-02197	3/5/2013 Waste Management	686.00	450001-02197	04/09/2012 DHS/ICE	441.00
401001-02214	4/4/2013 Pinckney Construction	186.00	450001-02232	05/07/2012 DHS/ICE	441.00
401001-02216	4/4/2013 Servicemaster	123.00	450001-02264	06/06/2012 DHS/ICE	441.00
401001-02240	5/9/2013 Mason Roofing & Construction	644.00	450001-02398	11/07/2012 Department of Corrections	1,058.42
401001-02243	5/9/2013 Servicemaster	171.00	450001-02497	03/26/2013 Department of Corrections	39.32
401001-02248	5/9/2013 Waste Management	1,363.00	450001-02520	04/11/2013 YWCA	154.00
403001-00310	3/8/2013 WA St Dept of Ecology	53.92	450001-02528	05/02/2013 Department of Corrections	28,061.41
430001-00016	4/15/2013 WA St Dept of Ecology	3,790.37	450001-02540	05/02/2013 YWCA	299.75
			<b>Health Insurance</b>		
			526001-00003	12/31/2010 Daryl Mathena	241.03
			526001-00004	3/8/2011 Daryl Mathena	458.78

If any of these outstanding receivables have been paid, will not be paid, or need adjustment,  
please contact the Chelan County Auditor's Accounting Office.